

# CLASS 125 CAST IRON BALL VALVE FLANGED ENDS

KITZ Fig: 125FCTB

Sizes: 2 1/2-inch(65-mm)

フルボア型

Standards

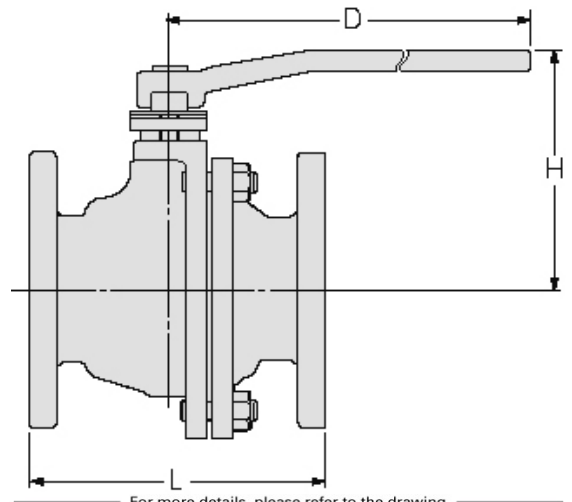
- End to End: ASME B16.10 CLASS 150
- End Connection: ASME B16.1 CLASS 125
- Wall Thickness: KITZ STANDARD

Test Standard

- KITZ STANDARD

Dimensions

SIZE (inch/mm)	L	L1	H	D1	Kg
2 1/2 65	190.0		154.0	400.0	
3 80	203.0		163.0	400.0	
4 100	229.0		199.0	460.0	
6 150	394.0		292.0	1000.0	
8 200	457.0		352.0	1500.0	

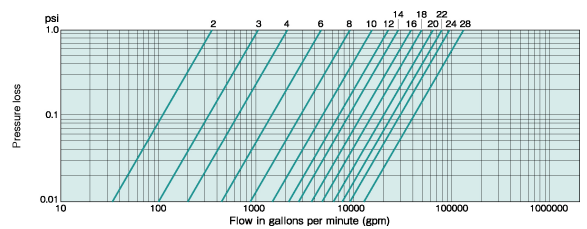
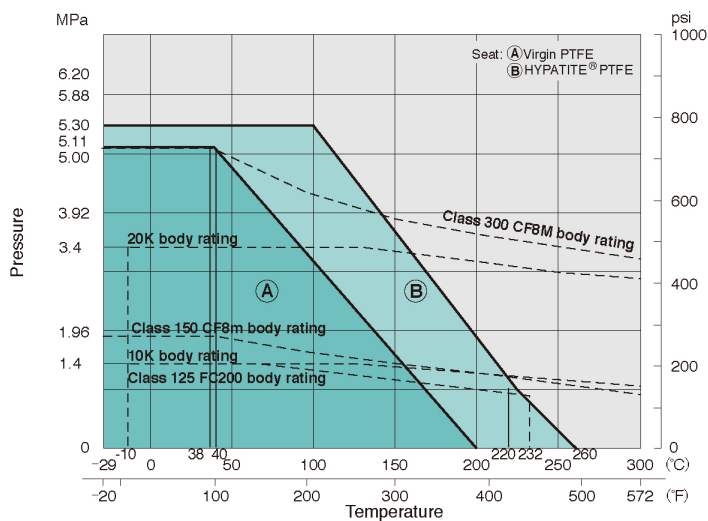


For more details, please refer to the drawing.

Specifications

CLASS 125 CAST IRON BALL VALVE FLANGED ENDS, フルボア型

End to End : ASME B16.10 CLASS 150, End Connection : ASME B16.1 CLASS 125, Wall Thickness : KITZ STANDARD, Test Standard : KITZ STANDARD, Sizes : 2 1/2-inch(65-mm), , KITZ Fig : 125FCTB



Pressure-temperature ratings and other performance data published in this catalog have been developed from our design calculation, in-house testing, field reports provided by our customers and/or published official standards or specifications. They are good only to cover typical applications as a general guideline to users of KITZ products introduced in this catalog. For any specific application, users are kindly requested to contact KITZ Corporation for technical advice, or to carry out their own study and evaluation for proving suitability of these products to such an application. Failure to follow this request could result in property damage and/or personal injury, for which we shall not be liable. Read instruction manual carefully before use.

